

FIREPLACE

CATALOGUE 2023



ORTECH
www.ortechindustries.ca

QUALITY
MATTERS

Ortech Industries Inc. is proud to provide you the highest quality construction materials. We pride ourselves on delivering the highest quality, so you can focus on what matters most to you.

Since our inception in 2004, we have stood by our products, providing customers with the most reliable construction materials ranging from lighting, electrical and ventilation products.

Now a national supplier, ORTECH products can be found in more than 2 million homes across Canada and the USA.

TABLE OF CONTENTS

Panaroma Series	4
Legacy Series	8
Platinum Series	14
Slim Series	18
Super Slim Series	22
Dimensions	26

PANAROMA SERIES



PANAROMA SERIES -ELECTRIC FIREPLACES



PANORAMA SERIES

3-sided design for wide viewing angle



AVAILABLE FINISHES:



Black

DESCRIPTION:

- Wall mounted with (partial) recess
- Internal top-front mounted heat source
- Remote + LED Display for easy operation

Model	LEDFP-3-43	LEDFP-3-50	LEDFP-3-60
Wattage	1500W (High) / 750W (Low): Two levels of heating		
Voltage	110-120V AC (plug-in)		
Material	High quality log media and crystal media for fuel bed		
Installation	Half recessed / Wall mounted		
Timer	30 minutes-8 hours		
Control Mode	Touch panel / Remote control		
Flame Colours	3 separate LED strips / multi-colour (10 colours) combination for realistic flame effects		
Flame Brightness	5 levels		
Overheat Protection	Yes		
Heating Area	400 ft²		



PANAROMA SERIES - ELECTRIC FIREPLACES

DIFFERENT COLOUR DISPLAYS



LEGACY SERIES




LEGACY SERIES -ELECTRIC FIREPLACES



40" LEGACY SERIES
5 levels flame brightness adjustment



AVAILABLE FINISHES:



Black

- DESCRIPTION:
- Vent is located at the front
 - Multiple heater & flame settings
 - Ideal for both new construction or renovation
 - With the option of wall mount or recessed design

Model	LEDFP-40
Wattage	Max 1500W
Voltage	110-120V AC
Material	High quality log media, white rock media and crystal media for fuel bed
Installation	Wall mount & recessed
Timer	30 minutes-8 hours
Control Mode	Touch panel / Remote control
Flame Colours	Multiple 10 colours LED lights for flame effect
Flame Brightness	5 levels
Overheat Protection	Yes
Heating Area	400 ft²



DIFFERENT COLOUR DISPLAYS



DIFFERENT COLOUR DISPLAYS




50" / 60" / 72" LEGACY SERIES

Sleek design, wall mounted or recessed installed fireplaces



AVAILABLE FINISHES:



DESCRIPTION:

- Brightness can be adjusted
- White mantle (front glass cover) also available
- LED display and remote function for easy operation
- Vents are located at the top front part of the fireplace
- Background flame effect can be operated with or without heat

Model	LEDFP-50	LEDFP-60	LEDFP-72
Wattage	1500W (High) / 750W (Low): Two levels of heating		
Voltage	110-120V AC (plug-in)		
Material	High quality log media, white rock media and crystal media for fuel bed		
Installation	Wall mounted / built-in		
Timer	30 minutes-8 hours		
Control Mode	Touch panel / Remote control		
Flame Colours	2 separate LED strips / multi-colour (8 colours) combination for realistic flame effects		
Flame Brightness	5 levels		
Overheat Protection	Yes		
Heating Area	215 ft²		



PLATINUM SERIES



PLATINUM SERIES -ELECTRIC FIREPLACES



PLATINUM SERIES

Elegant design, wall mounted or recessed installed fireplaces



AVAILABLE FINISHES:



Black

DESCRIPTION:

- Brightness can be adjusted
- Equipped with overheat protection device
- Vents located at the top front part of the fireplace
- LED display and remote function for easy operation
- Background flame effect can be operated with or without heat

Model	LEDFP-52BIF	LEDFP-72BIF
Wattage	1500W (High) / 750W (Low): Two levels of heating	
Voltage	110-120V AC (plug-in)	
Material	High quality log media, white rock media and crystal media for fuel bed	
Installation	Built-in	
Timer	30 minutes-8 hours	
Control Mode	Touch panel / Remote control	
Flame Colours	3 separate LED strips / multi-colour (10 colours) combination for realistic flame effects	
Flame Brightness	5 levels	
Overheat Protection	Yes	
Heating Area	400 ft²	




DIFFERENT COLOUR DISPLAYS





SLIM SERIES



SLIM SERIES

New decorative, edge-to-edge, glass design fireplaces



AVAILABLE FINISHES:



Black

DESCRIPTION:

- Bottom-front mounted heat source
- Equipped with overheat protection device
- LED display and remote function for easy operation

Model	OFP-36LED	OFP-42LED	OFP-50LED	OFP-60LED	OFP-72LED
Wattage	1300W (High) / 650W (Low): Two levels of heating				
Voltage	110-120V AC (plug-in)				
Material	High quality log media and crystal media for fuel bed				
Installation	Wall mounted / built-in				
Timer	1-9 hours				
Control Mode	Touch panel / Remote control				
Flame Colours	10 colours (9 colours + cycle)				
Flame Brightness	1 level (Brightness cannot be adjusted)				
Overheat Protection	Yes				
Heating Area	16-20 m ²				



DIFFERENT COLOUR DISPLAYS



SUPER SLIM SERIES



SUPER SLIM SERIES -ELECTRIC FIREPLACES




SUPER SLIM SERIES

Innovative wall-mounted and wall recessed electric fireplaces



AVAILABLE FINISHES:



Black

DESCRIPTION:

- Two levels heating function, Low - 750W and High - 1465W
- Multiple 10 color high power LED for both flame and ember bed
- Operate with remote control, Touch on control panel
- High end quality tempered glass

Model	FP-SS-42	FP-SS-50	FP-SS-60	FP-SS-72
Wattage	LOW - 750W and HIGH - 1465W (2 levels of heating)t			
Voltage	120V AC, 60Hz			
Timer Setting	0.5-8 hours			
Heat Area	Upto 400 sq.ft.			
Heat Location	Front			
Flame Colours	10 colour options			
Flame Speed Setting	3 levels			
Flame Brightness	5 levels			
Remote Control	Yes			
Wall Bracket	Yes			

FUEL-BED OPTIONS:



Smoky Crystals



Clear Crystals




Log Set



SUPER SLIM SERIES - ELECTRIC FIREPLACES

DIFFERENT COLOUR DISPLAYS

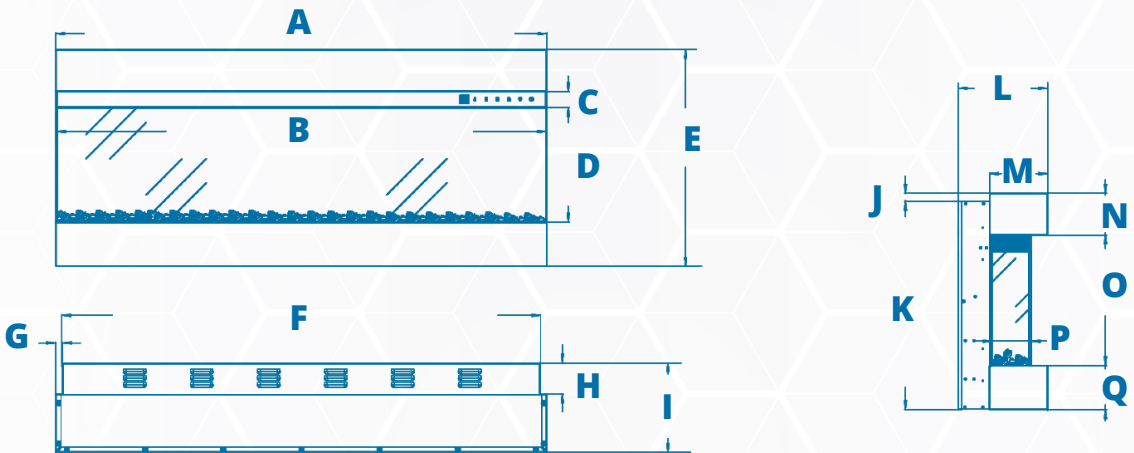


DIMENSIONS



DIMENSIONS -ELECTRIC FIREPLACES


PANAROMA SERIES



Model	A	B	C	D	E	F	G	H	I
LEDFP-3-43	43-5/16"	43-1/8"	1-7/16"	10-1/16"	19-1/16"	42-3/16"	9/16"	2-3/4"	7-7/8"
LEDFP-3-50	50"	49-13/16"	1-7/16"	10-1/16"	19-1/16"	48-7/8"	9/16"	2-3/4"	7-7/8"
LEDFP-3-60	60"	59-13/16"	1-7/16"	10-1/16"	19-1/16"	58-7/8"	9/16"	2-3/4"	7-7/8"


Model	J	K	L	M	N	O	P	Q
LEDFP-3-43	3/4"	18-3/8"	7-7/8"	5-1/8"	3-11/16"	11-1/2"	3-1/2"	3-7/8"
LEDFP-3-50	3/4"	18-3/8"	7-7/8"	5-1/8"	3-11/16"	11-1/2"	3-1/2"	3-7/8"
LEDFP-3-60	3/4"	18-3/8"	7-7/8"	5-1/8"	3-11/16"	11-1/2"	3-1/2"	3-7/8"

LEGACY SERIES



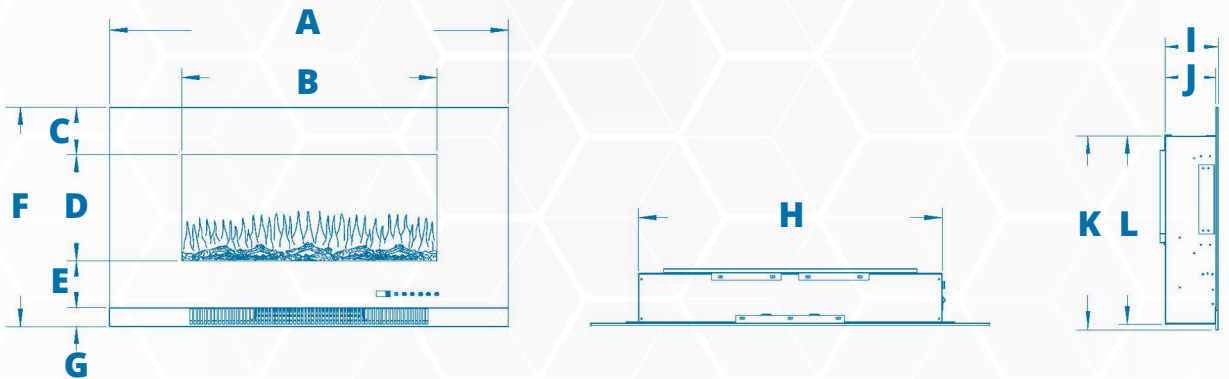
Model	A	B	C	D	E	F	G	H
LEDFP-40	40"	30-15/16"	21-7/16"	12"	32-1/2"	20-1/2"	20-3/16"	5-11/16"
LEDFP-50	50"	45-1/4"	21-7/16"	12"	46-3/4"	20-1/2"	20-3/16"	5-1/2"
LEDFP-60	60"	45-1/4"	21-7/16"	12"	46-3/4"	20-1/2"	20-3/16"	5-1/2"
LEDFP-72	72"	66-13/16"	21-7/16"	12"	68-3/8"	20-1/2"	20-3/16"	5-1/2"

PLATINUM SERIES



Model	A	B	C	D	E	F	G	H	I	J
LEDFP-52BIF	52"	46"	18"	10-7/16"	1-1/4"	48-13/16"	16-3/4"	9-5/8"	9"	1/4"
LEDFP-72BIF	72"	66"	18"	10-7/16"	1-1/4"	68-13/16"	16-3/4"	9-5/8"	9"	1/4"

SLIM SERIES

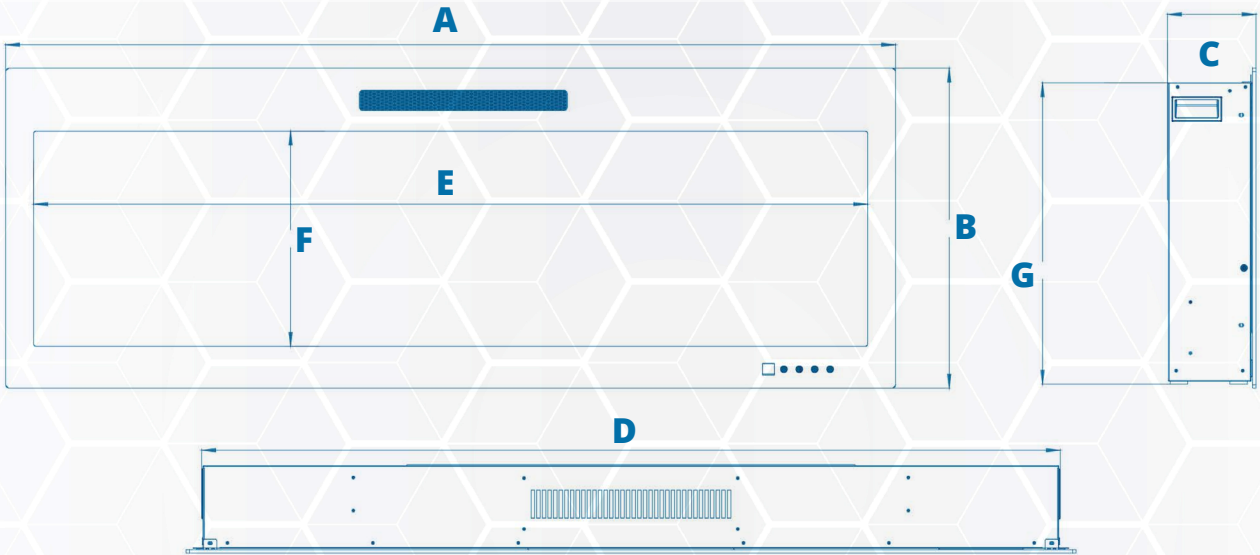


Model	A	B	C	D	E	F	G
OFP-36LED	36"	23"	4-1/4"	9-5/8"	4-1/4"	19-3/4"	1-5/8"
OFP-42LED	42"	29-1/16"	4-1/4"	9-5/8"	4-1/4"	19-3/4"	1-5/8"
OFP-50LED	50"	37"	4-1/4"	9-5/8"	4-1/4"	19-3/4"	1-5/8"
OFP-60LED	60"	47-1/16"	4-1/4"	9-5/8"	4-1/4"	19-3/4"	1-5/8"
OFP-72LED	72"	59-1/16"	4-1/4"	9-5/8"	4-1/4"	19-3/4"	1-5/8"

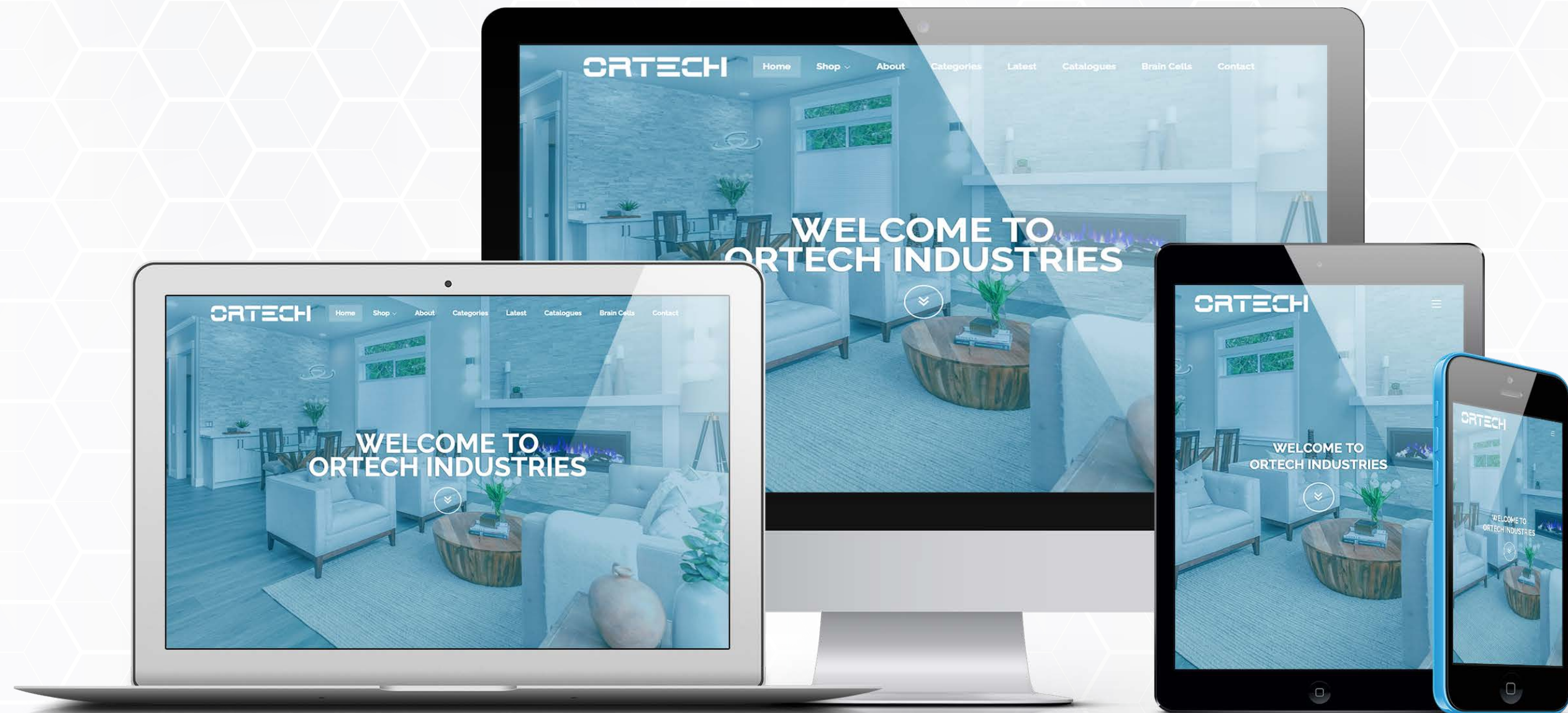
Model	H	I	J	K	L
OFP-36LED	27-3/8"	4-11/16"	4-1/2"	17-1/4"	16-3/4"
OFP-42LED	32-1/4"	4-11/16"	4-1/2"	17-1/4"	16-3/4"
OFP-50LED	40-1/4"	4-11/16"	4-1/2"	17-1/4"	16-3/4"
OFP-60LED	50-1/4"	4-11/16"	4-1/2"	17-1/4"	16-3/4"
OFP-72LED	62-3/16"	4-11/16"	4-1/2"	17-1/4"	16-3/4"



SUPER SLIM SERIES



Model	A	B	C	D	E	F	G
FP-SS-42	42"	17-3/4"	5"	40-1/4"	38-3/4"	11-1/2"	17"
FP-SS-50	50"	17-3/4"	5"	48-1/4"	46-3/4"	11-1/2"	17"
FP-SS-60	60"	17-3/4"	5"	58-1/4"	56-3/4"	11-1/2"	17"
FP-SS-72	72"	17-3/4"	5"	70-1/4"	68-3/4"	11-1/2"	17"



At **Ortech Industries Inc.** you can find solutions to all your lighting, electrical & HVAC needs. From our humble beginnings in 2004, when we were just a small supplier specializing in a few select markets; we have now cemented ourselves as industry leaders across North America. Through efficient use of our network in Hong Kong and China, we have delivered a wide range of innovative and economical lighting, electrical & HVAC products.

Ortech is an industry leader in **LED lighting, LED fireplaces and ventilation fans**. We also offer items like electrical boxes and metal plates, making us your electricians favourite one-stop shop. All our products are certified by the necessary American and Canadian standards, and are primarily distributed through lighting showrooms, electrical wholesalers and HVAC distributors.

ORTECH reserves the right to modify at any time, without notice, any or all of our product's features, designs, components and specifications.

Ortech products are distributed in North America by **Crown Distributors Ltd.**



NOTES:

NOTES:

A sheet of white paper with a light blue hexagonal pattern in the background and horizontal blue lines for writing.



13376 Comber Way, Surrey, BC V3W 5V9
205 Summerlea Rd, Brampton, ON L6T 4E5

1-888-543-6473
info@ortechindustries.com