

FIREPLACE

CATALOGUE 2024



ORTECH
www.ortechindustries.ca

QUALITY MATTERS

Ortech Industries Inc. is proud to provide you the highest quality construction materials. We pride ourselves on delivering the highest quality, so you can focus on what matters most to you.

Since our inception in 2004, we have stood by our products, providing customers with the most reliable construction materials ranging from lighting, electrical and ventilation products.

Now a national supplier, ORTECH products can be found in more than 2 million homes across Canada and the USA.

TABLE OF CONTENTS

| | |
|--------------------------|-----------|
| Panaroma Series | 4 |
| Legacy Series | 8 |
| Platinum Series | 14 |
| Super Slim Series | 18 |
| Dimensions | 26 |

PANAROMA SERIES



PANAROMA SERIES - ELECTRIC FIREPLACES



PANAROMA SERIES

3-sided design for wide viewing angle

AVAILABLE FINISHES:



Black

DESCRIPTION:

- Wall mounted with (partial) recess
- Internal top-front mounted heat source
- Remote + LED Display for easy operation

| Model | LEDFP-3-43 | LEDFP-3-50 | LEDFP-3-60 |
|---------------------|---|------------|------------|
| Wattage | 1500W (High) / 750W (Low): Two levels of heating | | |
| Voltage | 110-120V AC (plug-in) | | |
| Material | High quality log media and crystal media for fuel bed | | |
| Installation | Half recessed / Wall mounted | | |
| Timer | 30 minutes-8 hours | | |
| Control Mode | Touch panel / Remote control | | |
| Flame Colours | 3 separate LED strips / multi-colour (10 colours) combination for realistic flame effects | | |
| Flame Brightness | 5 levels | | |
| Overheat Protection | Yes | | |
| Heating Area | 400 ft ² | | |
| Warranty | 1 Year | | |



DIFFERENT COLOUR DISPLAYS



LEGACY SERIES



40" LEGACY SERIES

5 levels flame brightness adjustment



AVAILABLE FINISHES:



Black

DESCRIPTION:

- Vent is located at the front
- Multiple heater & flame settings
- Ideal for both new construction or renovation
- With the option of wall mount or recessed design

| Model | LEDFP-40 |
|---------------------|---|
| Wattage | Max 1500W |
| Voltage | 110-120V AC |
| Material | High quality log media, white rock media and crystal media for fuel bed |
| Installation | Wall mount & recessed |
| Timer | 30 minutes-8 hours |
| Control Mode | Touch panel / Remote control |
| Flame Colours | Multiple 10 colours LED lights for flame effect |
| Flame Brightness | 5 levels |
| Overheat Protection | Yes |
| Heating Area | 400 ft ² |
| Warranty | 1 Year |



DIFFERENT COLOUR DISPLAYS






50" / 60" / 72" LEGACY SERIES

Sleek design, wall mounted or recessed installed fireplaces



AVAILABLE FINISHES:



DESCRIPTION:

- Brightness can be adjusted
- White mantle (front glass cover) also available
- LED display and remote function for easy operation
- Vents are located at the top front part of the fireplace
- Background flame effect can be operated with or without heat

| Model | LEDFP-50 | LEDFP-60 | LEDFP-72 |
|---------------------|--|----------|----------|
| Wattage | 1500W (High) / 750W (Low): Two levels of heating | | |
| Voltage | 110-120V AC (plug-in) | | |
| Material | High quality log media, white rock media and crystal media for fuel bed | | |
| Installation | Wall mounted / built-in | | |
| Timer | 30 minutes-8 hours | | |
| Control Mode | Touch panel / Remote control | | |
| Flame Colours | 2 separate LED strips / multi-colour (8 colours) combination for realistic flame effects | | |
| Flame Brightness | 5 levels | | |
| Overheat Protection | Yes | | |
| Heating Area | 215 ft ² | | |
| Warranty | 1 Year | | |


DIFFERENT COLOUR DISPLAYS



PLATINUM SERIES



PLATINUM SERIES - ELECTRIC FIREPLACES



PLATINUM SERIES

Elegant design, wall mounted or recessed installed fireplaces



AVAILABLE FINISHES:



Black

DESCRIPTION:

- Brightness can be adjusted
- Equipped with overheat protection device
- Vents located at the top front part of the fireplace
- LED display and remote function for easy operation
- Background flame effect can be operated with or without heat

| Model | LEDFP-52BIF | LEDFP-72BIF |
|---------------------|---|-------------|
| Wattage | 1500W (High) / 750W (Low): Two levels of heating | |
| Voltage | 110-120V AC (plug-in) | |
| Material | High quality log media, white rock media and crystal media for fuel bed | |
| Installation | Built-in | |
| Timer | 30 minutes-8 hours | |
| Control Mode | Touch panel / Remote control | |
| Flame Colours | 3 separate LED strips / multi-colour (10 colours) combination for realistic flame effects | |
| Flame Brightness | 5 levels | |
| Overheat Protection | Yes | |
| Heating Area | 400 ft ² | |
| Warranty | 1 Year | |

DIFFERENT COLOUR DISPLAYS



SUPER SLIM SERIES



SUPER SLIM SERIES - ELECTRIC FIREPLACES



SUPER SLIM SERIES

Innovative wall-mounted and wall recessed electric fireplaces



AVAILABLE FINISHES:



Black

DESCRIPTION:

- Two levels heating function, Low - 750W and High - 1465W
- Multiple 10 color high power LED for both flame and ember bed
- Operate with remote control, Touch on control panel
- High end quality tempered glass

| Model | FP-SS-42 | FP-SS-50 | FP-SS-60 | FP-SS-72 |
|---------------------|---|----------|----------|----------|
| Wattage | LOW - 750W and HIGH - 1465W (2 levels of heating) | | | |
| Voltage | 120V AC, 60Hz | | | |
| Timer Setting | 0.5-8 hours | | | |
| Heat Area | Upto 400 sq.ft. | | | |
| Heat Location | Front | | | |
| Flame Colours | 10 colour options | | | |
| Flame Speed Setting | 3 levels | | | |
| Flame Brightness | 5 levels | | | |
| Remote Control | Yes | | | |
| Wall Bracket | Yes | | | |
| Warranty | 1 Year | | | |

FUEL-BED OPTIONS:



Smoky Crystals




Clear Crystals



Log Set



DIFFERENT COLOUR DISPLAYS

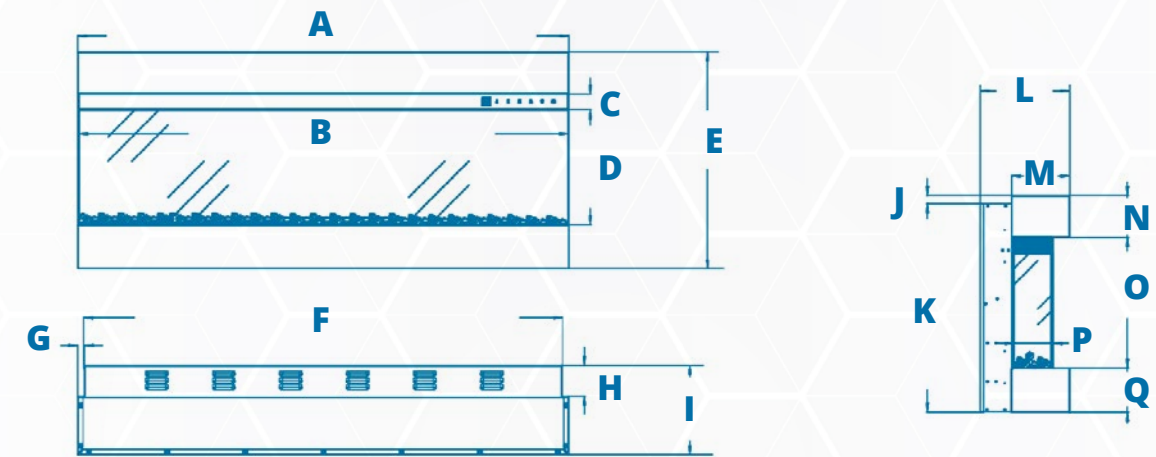


DIMENSIONS



DIMENSIONS - ELECTRIC FIREPLACES

PANAROMA SERIES



| Model | A | B | C | D | E | F | G | H | I |
|------------|----------|-----------|---------|----------|----------|----------|-------|--------|--------|
| LEDFP-3-43 | 43-5/16" | 43-1/8" | 1-7/16" | 10-1/16" | 19-1/16" | 42-3/16" | 9/16" | 2-3/4" | 7-7/8" |
| LEDFP-3-50 | 50" | 49-13/16" | 1-7/16" | 10-1/16" | 19-1/16" | 48-7/8" | 9/16" | 2-3/4" | 7-7/8" |
| LEDFP-3-60 | 60" | 59-13/16" | 1-7/16" | 10-1/16" | 19-1/16" | 58-7/8" | 9/16" | 2-3/4" | 7-7/8" |

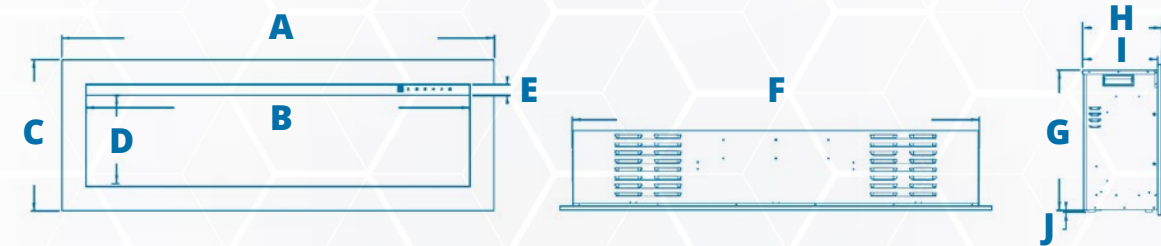
| Model | J | K | L | M | N | O | P | Q |
|------------|------|---------|--------|--------|----------|---------|--------|--------|
| LEDFP-3-43 | 3/4" | 18-3/8" | 7-7/8" | 5-1/8" | 3-11/16" | 11-1/2" | 3-1/2" | 3-7/8" |
| LEDFP-3-50 | 3/4" | 18-3/8" | 7-7/8" | 5-1/8" | 3-11/16" | 11-1/2" | 3-1/2" | 3-7/8" |
| LEDFP-3-60 | 3/4" | 18-3/8" | 7-7/8" | 5-1/8" | 3-11/16" | 11-1/2" | 3-1/2" | 3-7/8" |

LEGACY SERIES



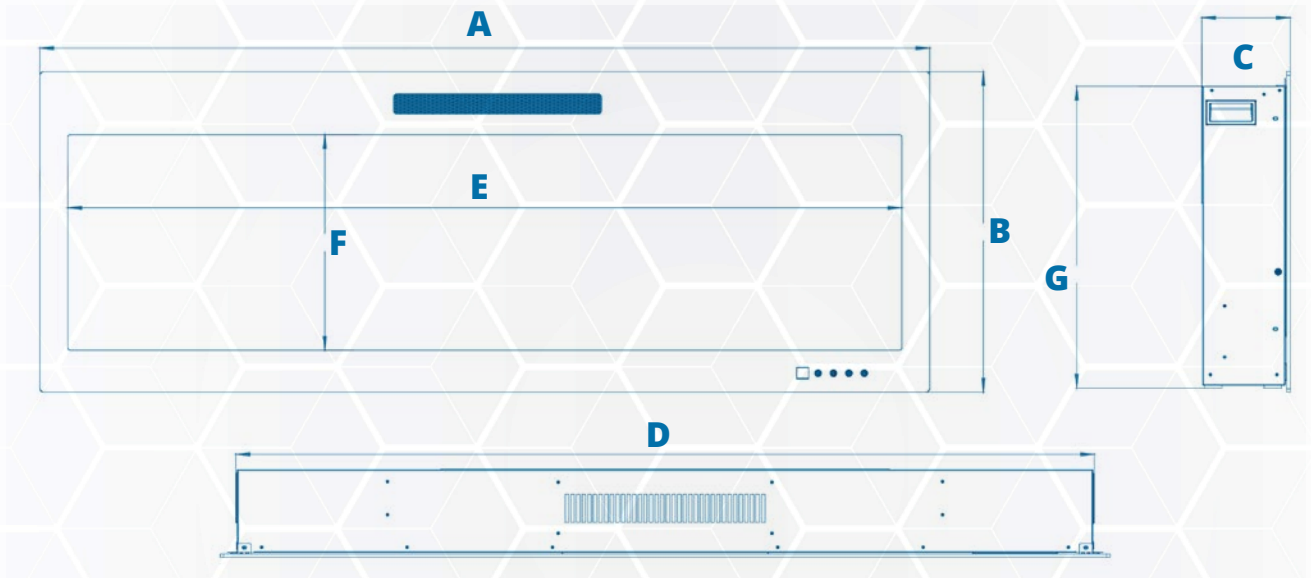
| Model | A | B | C | D | E | F | G | H |
|----------|-----|-----------|----------|-----|---------|---------|----------|----------|
| LEDFP-40 | 40" | 30-15/16" | 21-7/16" | 12" | 32-1/2" | 20-1/2" | 20-3/16" | 5-11/16" |
| LEDFP-50 | 50" | 45-1/4" | 21-7/16" | 12" | 46-3/4" | 20-1/2" | 20-3/16" | 5-1/2" |
| LEDFP-60 | 60" | 45-1/4" | 21-7/16" | 12" | 46-3/4" | 20-1/2" | 20-3/16" | 5-1/2" |
| LEDFP-72 | 72" | 66-13/16" | 21-7/16" | 12" | 68-3/8" | 20-1/2" | 20-3/16" | 5-1/2" |

PLATINUM SERIES



| Model | A | B | C | D | E | F | G | H | I | J |
|-------------|-----|-----|-----|----------|--------|-----------|---------|--------|----|------|
| LEDFP-52BIF | 52" | 46" | 18" | 10-7/16" | 1-1/4" | 48-13/16" | 16-3/4" | 9-5/8" | 9" | 1/4" |
| LEDFP-72BIF | 72" | 66" | 18" | 10-7/16" | 1-1/4" | 68-13/16" | 16-3/4" | 9-5/8" | 9" | 1/4" |

SUPER SLIM SERIES



| Model | A | B | C | D | E | F | G |
|----------|-----|---------|----|---------|---------|---------|-----|
| FP-SS-42 | 42" | 17-3/4" | 5" | 40-1/4" | 38-3/4" | 11-1/2" | 17" |
| FP-SS-50 | 50" | 17-3/4" | 5" | 48-1/4" | 46-3/4" | 11-1/2" | 17" |
| FP-SS-60 | 60" | 17-3/4" | 5" | 58-1/4" | 56-3/4" | 11-1/2" | 17" |
| FP-SS-72 | 72" | 17-3/4" | 5" | 70-1/4" | 68-3/4" | 11-1/2" | 17" |



At **Ortech Industries Inc.** you can find solutions to all your lighting, electrical & HVAC needs. From our humble beginnings in 2004, when we were just a small supplier specializing in a few select markets; we have now cemented ourselves as industry leaders across North America. Through efficient use of our network in Hong Kong and China, we have delivered a wide range of innovative and economical lighting, electrical & HVAC products.

Ortech is an industry leader in **LED lighting, LED fireplaces and ventilation fans**. We also offer items like electrical boxes and metal plates, making us your electricians favourite one-stop shop. All our products are certified by the necessary American and Canadian standards, and are primarily distributed through lighting showrooms, electrical wholesalers and HVAC distributors.

ORTECH reserves the right to modify at any time, without notice, any or all of our product's features, designs, components and specifications.

Ortech products are distributed in North America by **Crown Distributors Ltd.**



NOTES:



13376 Comber Way, Surrey, BC V3W 5V9
205 Summerlea Rd, Brampton, ON L6T 4E5

1-888-543-6473
info@ortechindustries.com