LED Vapour Tights

MODEL VT277-40W | VT277-40WMS | VT-40W | VT-40WMS

Product Specification Sheet

HIGHLIGHTS

- Product housing is made of fiberglass reinforced polyester (GRP) by pressing, with anti corrosion, anti aging and anti high temperature characteristic
- Diffuser made of high transparent polycarbonate with special optical design, eliminate the glaring and keep high lumens output
- Perfect for harsh environments and wet locations where dust, dirt, humidity, and moisture are present, including industrial kitchen lighting, car wash, warehouse, barn, autoshop, walk in freezer, shop lights, gas station, airports, garage, basement and more wet locations

SPECIFICATIONS

Model	Wattage	Voltage	Lumens	Beam Angle	Lifetime	CRI	Dimmable	Sensor	Grade of Protection	Mounting Brackets	Colour Temp.	Operating Temp.
VT277-40W	40W	120-277V AC	5200 lmn	116°	50000 hours	80	Yes	No	IP66	Stainless	4K (Natural White)	-20°C ~ +40°C
VT277-40WMS								Yes, ON/OFF dimmable microwave sensor				
VT-40W		110-347V DC		120°				No				-40°C ~ +50°C
VT-40WMS								Yes, Variable dimming microwave sensor				

- **Dimensions:** 1190 mm x 95 mm x 78 mm (VT277-40W, VT277-40WMS)
  1190 mm x 95 mm x 75 mm (VT-40W, VT-40WMS)

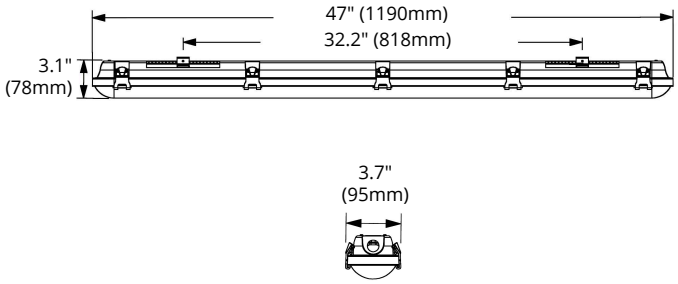

VT277-40W,
VT277-40WMS

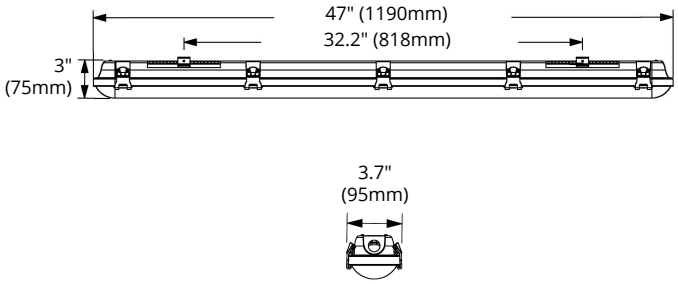

VT-40W,
VT-40WMS

info@ortechindustries.com
www.ortechindustries.com

13376 Comber Way
Surrey BC V3W 5V9

375 Admiral Blvd
Missisauga, ON L5T 2N1

1-888-543-6473
1-888-541-6474

LED Vapour Tights

MODEL VT277-40W | VT277-40WMS | VT-40W | VT-40WMS

Product Specification Sheet

FUNCTION FOR VT-40WMS MICROWAVE SENSOR

Settings

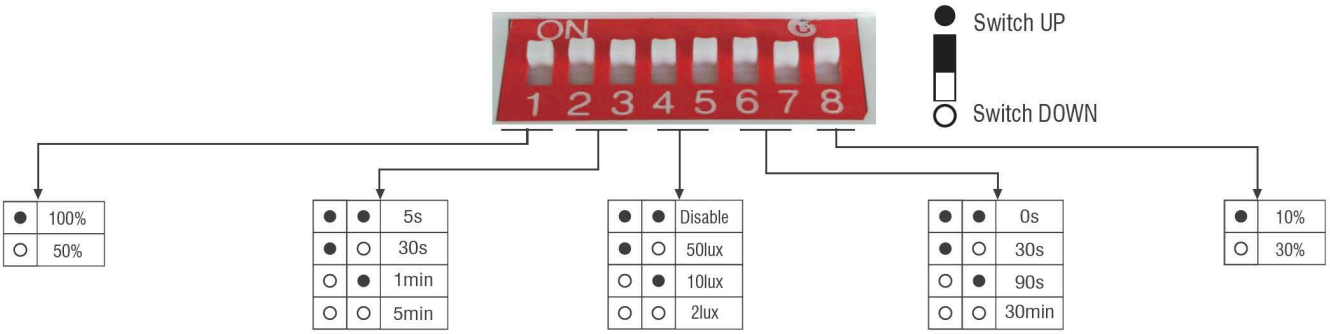

DETECTION AREA
In this area, movement will be detected and able to trigger the sensor. 100% detection area is also known as the strong sensitivity.

HOLD-TIME
The period of light keeping 100% brightness after moving objects leave the detection area.

DAYLIGHT THRESHOLD
Definition of the ambient brightness; only when the ambient brightness is lower than the preset specific lux amount, the sensor will work; when it is preset as "disable", the sensor works every time it detects motion regardless of the ambient brightness

STAND-BY PERIOD
The period of light keeping low output before it is completely switched off.

STAND-BY DIMMING LEVEL
The definition of low output in the standby period

Application

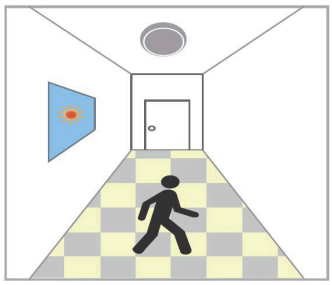

With sufficient daylight, even when motion detected, light remains OFF.

With insufficient daylight, when motion detected, light ON.

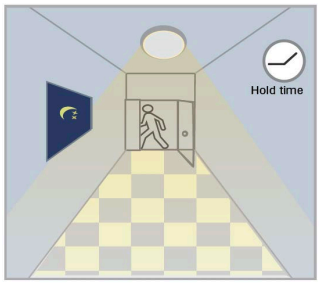

After last detection, the light will be dimmed down to the stand-by dimming level (10% or 30%) after holdtime.

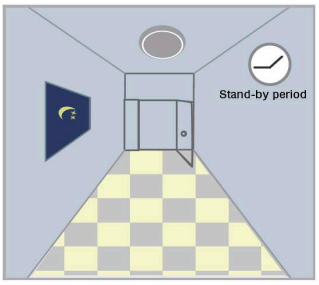

After the stand-by period, light OFF.

info@ortechindustries.com
www.ortechindustries.com

13376 Comber Way
Surrey BC V3W 5V9

375 Admiral Blvd
Missisauga, ON L5T 2N1

1-888-543-6473
1-888-541-6474

LED Vapour Tights

MODEL VT277-40W | VT277-40WMS | VT-40W | VT-40WMS

Product Specification Sheet

INSTALLATION DIAGRAM

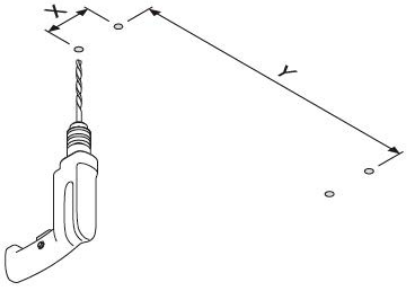

4FT	30±2mm	40±2mm	818±10mm

1. Keep power switches off

2. Drill four 6mm cutting holes according to below the cutting size instructed

3. Put plastic steel cork into the cutting holes properly

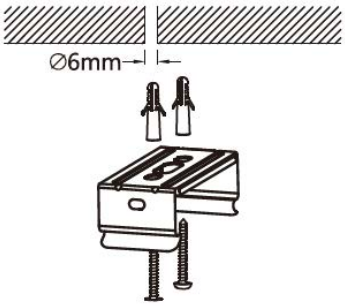

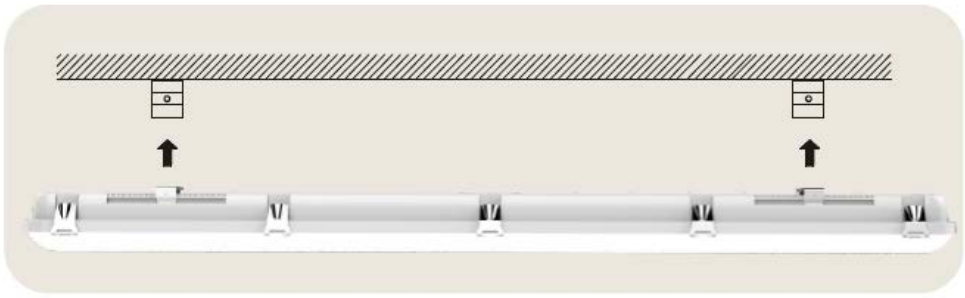

4. Lock the claps onto the ceiling with self-taping screws

5. Put the lamp into the claps properly

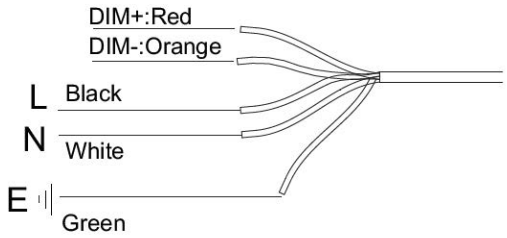

/	US Market – 5 pole cable
L	Black
N	White
DIM+	Red
DIM-	Orange
⏚	Green

6. At the rear side of the LED fixture, please connect the live (L) and Neutral (N) terminal are used for connecting to power output. Please follow the standard process to connect them accordingly and do insulation on both terminal respectively

7. Check accuracy, and then turn on the power for use

Reference	QTY.	Remarks	Project:
			Location:
			Architect:
			Engineer:
			Contractor:
			Submitted by:
			Date:

info@ortechindustries.com
www.ortechindustries.com

13376 Comber Way
Surrey BC V3W 5V9

375 Admiral Blvd
Missisauga, ON L5T 2N1

1-888-543-6473
1-888-541-6474