



HIGHLIGHTS


- 4" Slim LED Downlight in 9W with 4" base only box + potlight
- Multiple installation — Recessed with Can Housing and Surface Mounted with J-Box possible
- Offers perfect LED mounting with uniform light distribution without uneven shadow
- Magnet inside the interchangeable colour ring of your choice (sold separately)
- Easy and fast installation — install directly into ceiling with junction box
- Five years warranty

SPECIFICATIONS

Model	SLIM4BP-3CCT
Wattage	9W
Voltage	AC120V
Dimmable	Yes
Application	Drop ceilings / Office / Attics / Hallways / Bathrooms / Kitchens / Basements
Lifetime	50000 hours
Lumens	715lm
CRI	80
Product Size	Ø 126mm
Beam Angle	100°
Colour Temp.	3000K (Warm White) / 4000K (Natural White) / 5000K (Cool White)
Operating Temp.	-20°C~+40°C

EXPANSION FUNCTION

Surface Mounted with J-box



Recessed with Can Housing



White



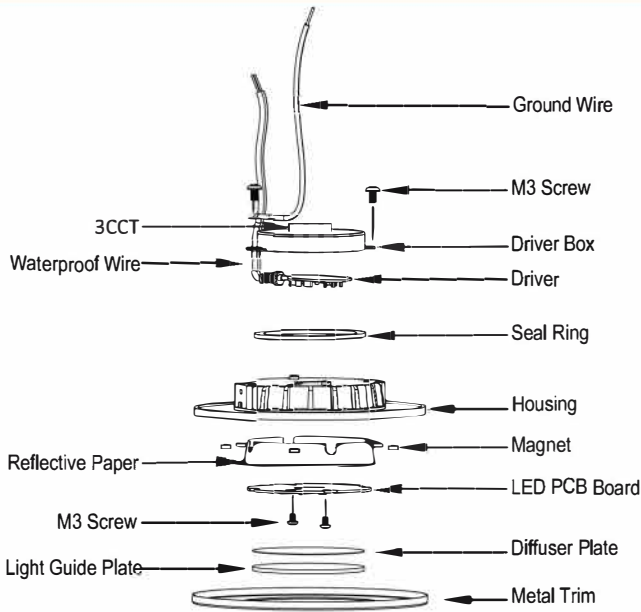
Matt black



Silver



CCT CHANGEABLE



3CCT Changeable
Changeable 3000K/4000K/5000K controlled by 3CCT switch



TESTING REPORT

Perfect LED Mounting

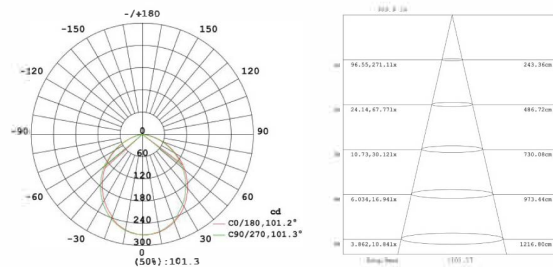
Uniform Light Distribution

Black dots and shadow on the light, un-uniform lighting, which are the headache in the LED panel field.



POLAR CUREVES WIDE DISTRIBUTION

Light Distribution Curve



- ★ SMT technology, ensuring accurate positions for LEDs on FPCB
- ★ PMMA LGP and diffuser plate
- ★ Stable design for the whole structure

Above ensures uniform lighting, no black dots and shadow.

Reference	QTY.	Remarks	Project:
			Location:
			Architect:
			Engineer:
			Contractor:
			Submitted by:
			Date:

ORTECH reserves the right to modify at any time, without notice, any or all of our product's features, designs, components and specifications to meet market changes.