

MODEL 1501-11WH-3CCT | 1502-14WH-3CCT



HIGHLIGHTS

3 adjustable CCT 11" (1501-11WH-3CCT) / 14" (1502-14WH-3CCT) LED flush mounts


- Easy installation
- High lumen transmission cover
- Best replacement for fluorescent ceiling lamp
- TRIAC Dimming
- Stable design for the whole structure
- Ensures uniform lighting, no black dots and shadow
- Good quality LGP (Light Guided Plate) and diffuser plate

SPECIFICATIONS

Model	1501-11WH-3CCT	1502-14WH-3CCT
Wattage	20W	26W
Voltage	120V AC	120V AC
Lumens	1400 lmn	2100 lmn
Beam Angle	120°	120°
Lifetime	50000 hours	50000 hours
CRI	80	80
Dimmable	Yes	Yes
Rating	Non-IC Rated / Indoor use / for Damp location	
Grade of Protection	IP 20	IP 20
Applications	Corridors / Lobbies / Kitchens / Balconies / Bedrooms	
Colour Temp.	3000K (Warm White) / 4000K (Natural White) / 5000K (Cool White)	
Operating Temp.	-20°C ~ +40°C	
Warranty	5 years	

MODEL 1501-11WH-3CCT | 1502-14WH-3CCT

FEATURES & BENEFITS



Cover

- High quality PMMA material
- High transmittance
- UV protection for outdoor light up

3CCT Changeable

Changeable 3000K/4000K/5000K controlled by 3CCT switch

3000K (Warm White)



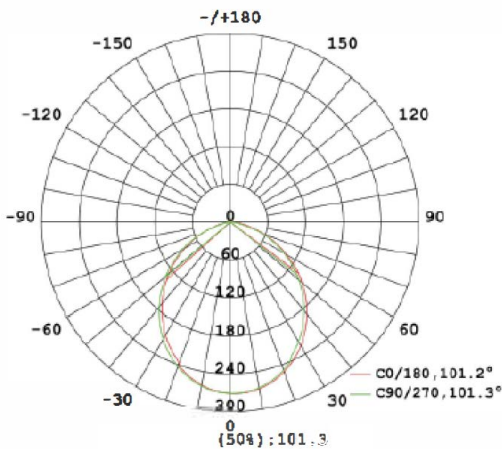
4000K (Natural White)



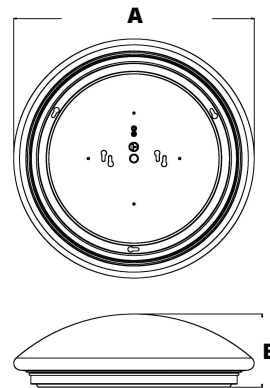
5000K (Cool White)



TESTING REPORT & DIMENSIONS



Light Distribution Curve



	1501-11WH-3CCT	1502-14WH-3CCT
A	Ø 11" (280mm)	Ø 13-3/4" (350mm)
B	3-13/16" (97mm)	4-3/16" (107mm)

Reference	QTY.	Remarks	Project:
			Location:
			Architect:
			Engineer:
			Contractor:
			Submitted by:
			Date:

ORTECH reserves the right to modify at any time, without notice, any or all of our product's features, designs, components and specifications to meet market changes.