

TROFFER PANEL LIGHTS

TF-2x4-3CCT+W

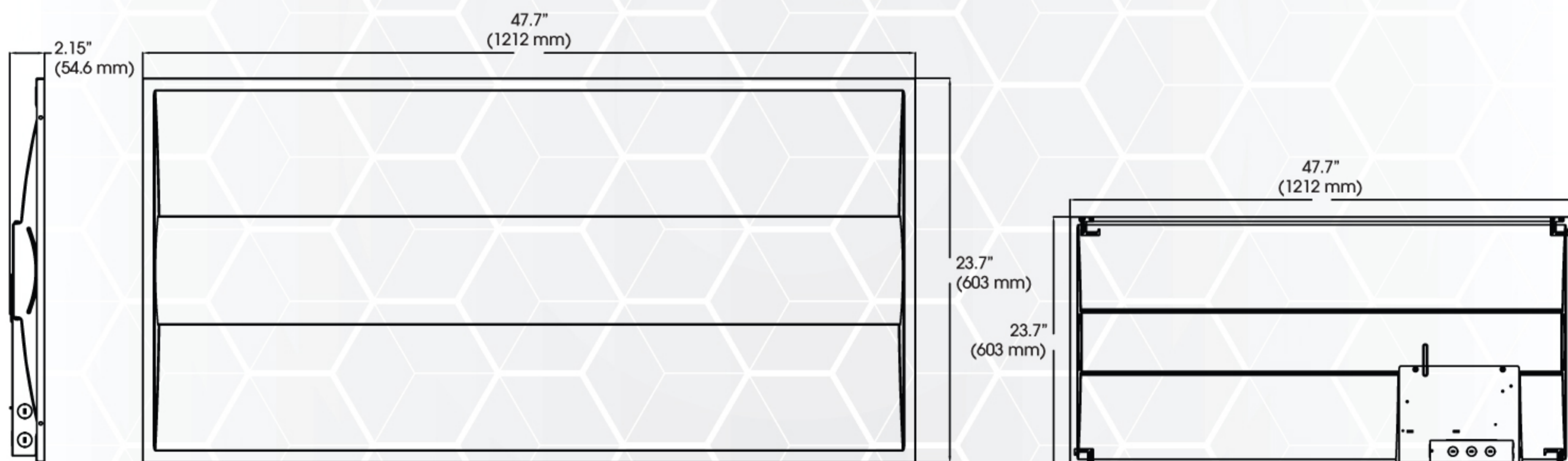
HIGHLIGHTS

Commercial grade, unique slim design troffer panel light with high lighting efficiency

- Power and CCT can be adjusted in three levels
- Smooth and comfortable low glare light
- Plug & Play sensor compatible (sold separately)
- High quality isolated driver
- Mainly used in commercial lighting places, such as office, factory and supermarket
- Five years warranty



DIMENSIONS



SPECIFICATIONS

Model	TF-2x4-3CCT+W
Wattage	30W/40W/50W
Voltage	AC120-347V
Lumens	130 LM/W
Beam Angle	120°
Lifetime Warranty	50000 hours 5 Years
Power Factor	≥0.9
Rating	IC rated Dry and damp location
Grade of Protection	IP40
CRI	≥80
Colour Temp.	3500K / 4000K / 5000K
Dimming	Yes(only 0-10v dimming available)
Application	Office / Factory / Supermarket, etc.
Operating Temp.	-20°C ~ +45°C

TROFFER PANEL LIGHTS


TF-2x4-3CCT+W

ACCESSORIES (SOLD SEPARATELY)



PNP-SENSOR-DS

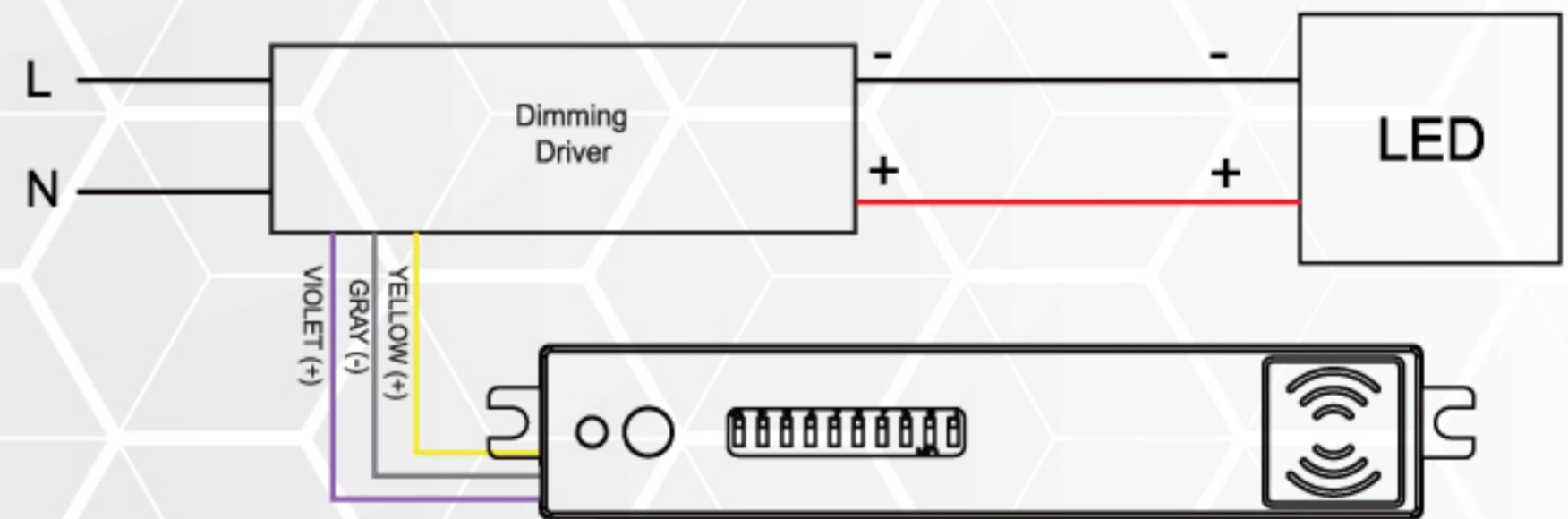
APPLICATIONS



MOTION SENSOR

PNP-SENSOR-DS is a moving object sensor that can detect range of 360° and it's working frequency is 5.8GHz. The advantage of this product is stable working state (stable working temperature: -40°C~+70°C). It is safe and performs better than infrared sensor.

NOTE: The high-frequency output of this sensor is <0.2mW-that is just one 5000th of the transmission power of a mobile phone or the output of a microwave oven.

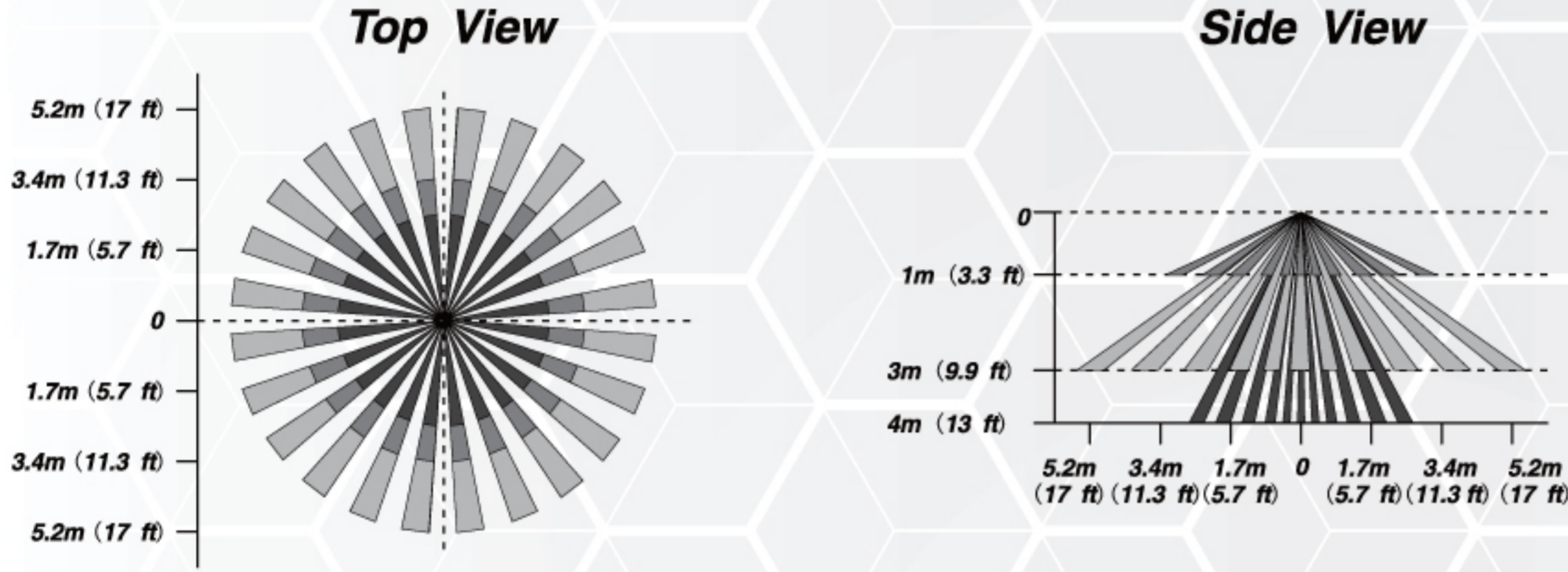


	PNP-SENSOR-DS
Power Supply	12V-24V DC, >50mA
HF System	5.8GHz±75MHz
Dim Control Output	0-10V, max. 25mA sinking current
Detection Radius	Max. 17 ft. (5.2m)
Mounting Height	Max. 13 ft. (4m)
Detection Angle	360°
Humidity	Max. 95% RH
Temperature	-40°F ~ 158°F (-40°C ~ 70°C)

TROFFER PANEL LIGHTS

TF-2x4-3CCT+W

SENSOR COVERAGE




WARNING


- Warm up time is 15 seconds. After the sensor connects input power first time, the light will keep on 15 seconds, then go to dimming to work normally.
- Factory default setting: 100% sensitivity, Hold on time: 1 min, Daylight sensor disable, Dimming level: 10%, Dimming time: 60 minutes.
- Any setting changed by DIP switch, the led light that sensor connect will on/off as confirm.

FUNCTION AND OPTIONS

The microwave sensor to achieve tri-level dimming control, for same areas that require a light change notice before switch off. It offers 3 levels of the light control: 100%-dimming light (0,10%,30%,50%)-off and 2 periods of selectable waiting time: motion hold-time and stand-by-time. Selectable daylight threshold and choice of detection area.



The light will not switch on when natural light is sufficient, even there is motion detected.



The light switches on automatically with presence when natural light is insufficient.



The light turns on at full or dims to maintain the lux level. The light output regulates according to the level of natural light available.



The light dims to stand-by period after hold-time and stays on selected minimum dimming level.



The light switches off completely after the stand-by period.

TROFFER PANEL LIGHTS

TF-2x4-3CCT+W

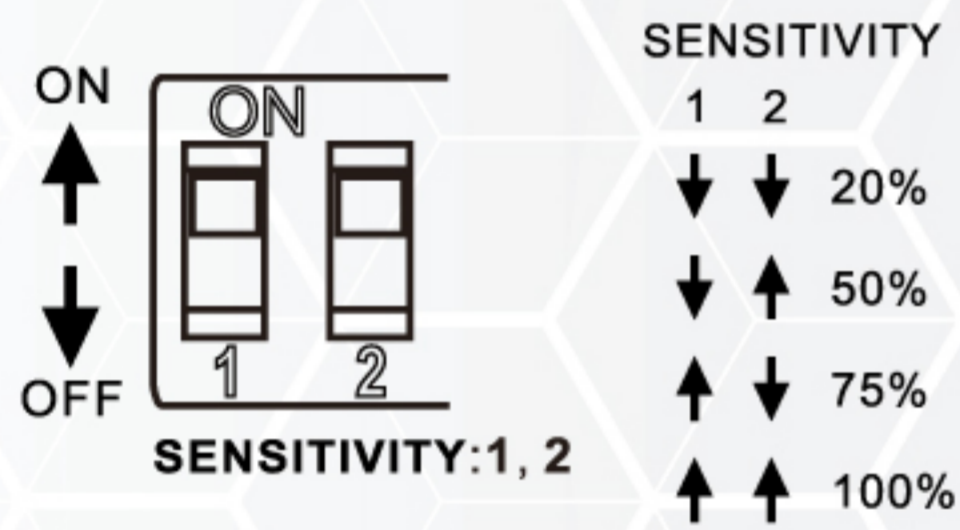
SETTINGS

Consider the picture: 1,2 set sensitivity; 3,4 set hold time; 5,6 set the lux; 7,8 stand-by light level; 9, 10 set stand-by time:



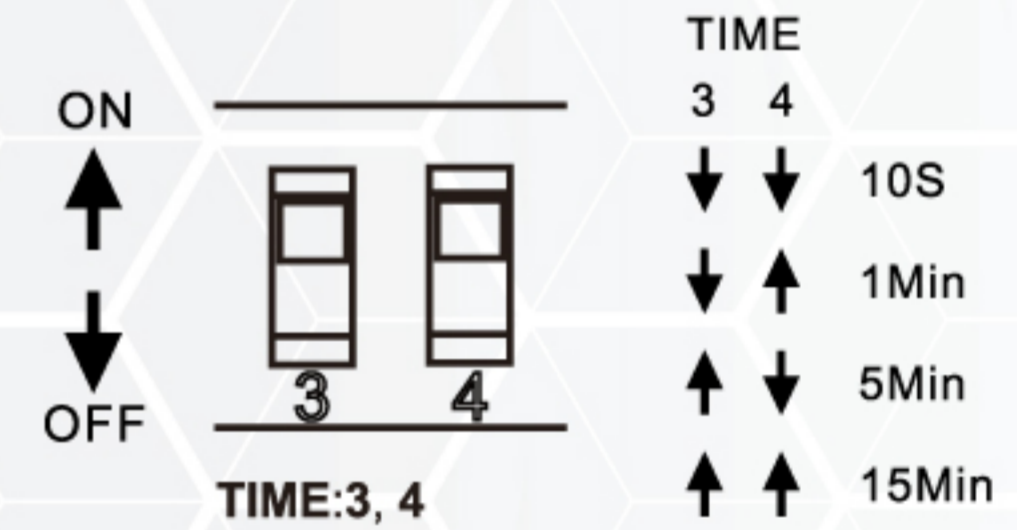
DETECTION RANGE SETTING (SENSITIVITY)

Detection range can be reduced by selecting the combination on the DIP switches to fit precisely each application:



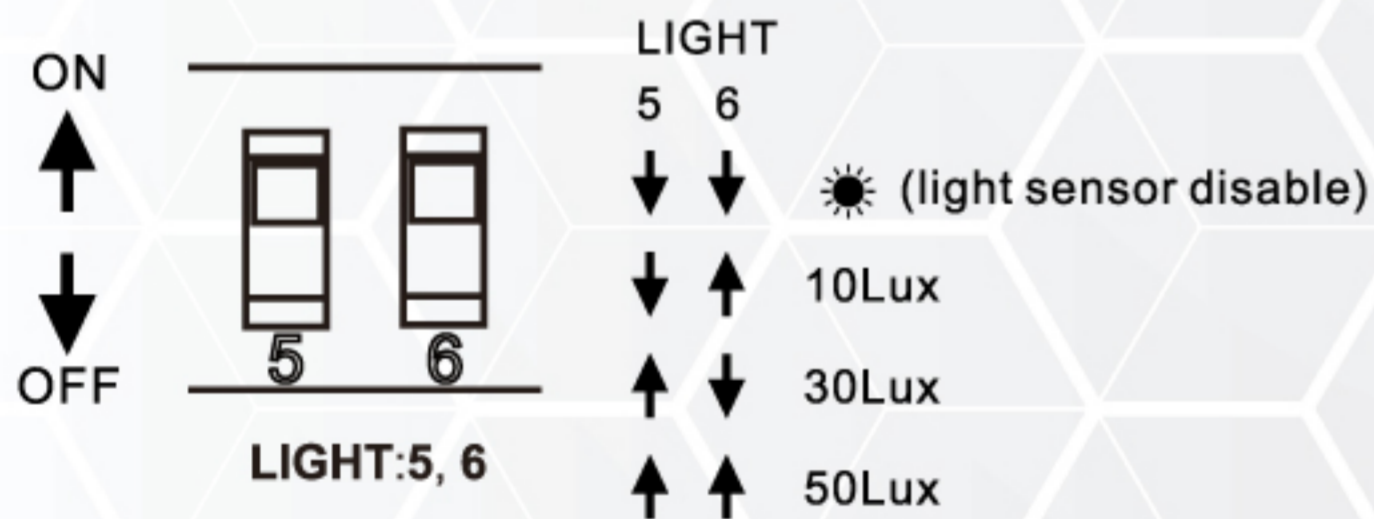
HOLD TIME SETTING

The lamp can be set to stay ON for any period of time between approx. 10 sec and a maximum of 15 min. Any movement detected before this time elapse will re-start the timer. It is recommended to select the shortest time for adjusting the detection zone and for performing the walk test. Switch location and hold time of the corresponding table as follow:



LIGHT-CONTROL SETTING

The chosen lamp response threshold can be infinitely from approx. 10-50lux, switch location and light-control of the corresponding table is as follow:



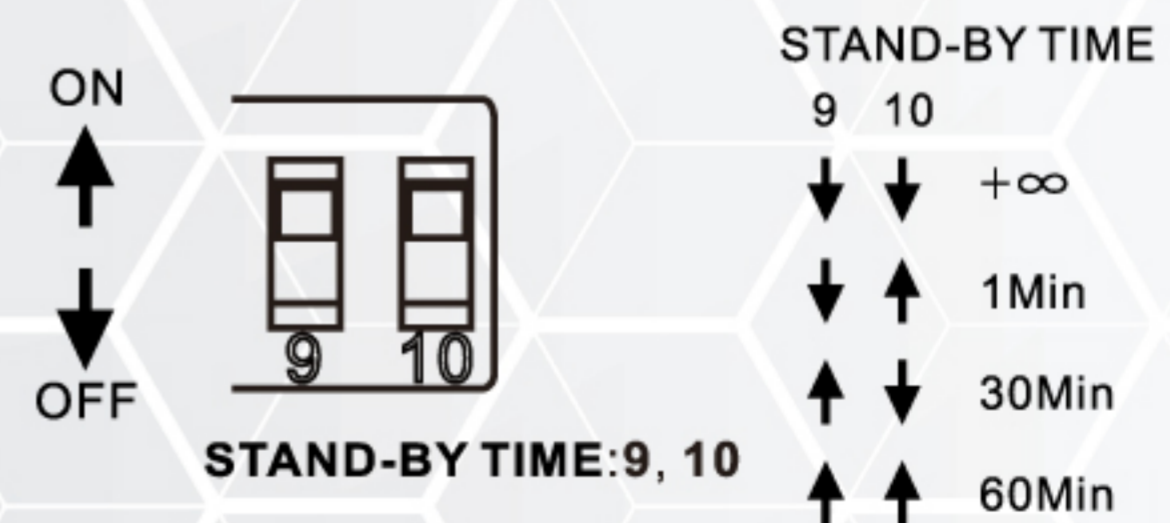
STAND-BY LIGHT LEVEL SETTING

The corresponding file of switch location and stand-by level as follow:



STAND-BY TIME SETTING

The corresponding file of switch location and stand-by time setting as follow:



Reference	QTY.	Remarks	Project:
			Location:
			Architect:
			Engineer:
			Contractor:
			Submitted by:
			Date:

ORTECH reserves the right to modify at any time, without notice, any or all of our product's features, designs, components and specifications to meet market changes.